

Metro Master Gardener™ News

October 2009



OSU Extension Service Metro Master Gardener™ Program

Serving [Clackamas](#), [Multnomah](#), and [Washington](#) Counties in the metro area since 1976.

Mission Statement

We provide relevant, research-based education and outreach to the public of Clackamas, Multnomah, and Washington Counties about horticulture and household pests. This information promotes sustainable practices that minimize risks to human health and the environment.

Program Staff

Weston Miller- Horticulture Faculty

weston.miller@oregonstate.edu

(503) 650-3124

Jordis Yost- Program Assistant

jordis.yost@oregonstate.edu

(503) 650-3118

Newsletter Volunteers

Ellen Hanley- Volunteer Editor

ellenpoppy@aol.com

Heidi Nichols- Proof Reader

heidinichols@comcast.net

Mailing Address

Clackamas County Extension Service
200 Warner-Milne Rd.
Oregon City, OR 97045

Table of Contents

	<u>Page</u>
Metro Program Update by Weston Miller	2
Opportunities from Jordis	4
Recertification Information	5
Natter's Notes – A New Pest In Town	7
Harvest Festival	9
Internet Essentials for MGs	10
Horticultural Calendar	11
Quiz Corner	11
Diagnostic Dilemma	12
Oktober Pest	13
Multnomah County Chapter Page	14
Washington County Chapter Page	15
Clackamas Country Chapter Page	16
Garden Calendar for October	17

Dear Master Gardeners,

As the 2009 gardening season winds down, the Metro Master Gardener Program is gearing up for the 2010 Master Gardener training. We are lining up a great ensemble of instructors and expect to conduct another excellent training program. Jordis and I are quite aware that we could not produce the MG training without YOUR help. THANK YOU.



Here is specific information about the 2010 MG training:

Location	Day	Dates
Beaverton	Tuesday	January 5 - March 16
Portland	Thursday	January 7 - March 18
Oregon City	Friday	January 8 - March 19

Classes are held from 9am - 4pm with a lunch break from 12pm - 1pm.

Keeping with tradition, the Beaverton and Oregon City classes will be held at First Baptist Church and the Veterans of Foreign Wars Hall respectively. The Portland class will be held at a new venue: The Mazama Center (527 SE 43rd Ave at Stark [MAP](#)) in order to accommodate a slightly larger class.

The excellent reputation of Master Gardeners as the source of quality gardening information in the community is our best form of advertising. Thus, if you know anyone who would be interested in joining the fun, please inform them that registration is open. Enrollment information can be found at <http://extension.oregonstate.edu/mg/metro/training> or they can give Jordis a call 503-650-3118 for more information.

Please help us spread the word about the 2010 MG Training!

Metro Master Gardener Recertification Policy

In order to stay current with recertification credit for continuing Master Gardeners, we request that you participate in 12 hours of ongoing education each year starting two years after your initial MG training. Here are some recertification opportunities for 2009:

- October 10 Harvest Festival at Washington County Fair Complex
 - MG recertification training on Saturday, November 7 at Clackamas Community College.
- For both programs, please see flyers with in this edition of the MG newsletter.

Singer Hill Demonstration Garden



Weston on tractor removing juniper and cleaning up site.

I also want to update you about a new project that we are working on in Oregon City. The Singer Hill Café (7th St. and John Adams St.) was awarded an Oregon City Metro Enhancement Grant to implement an educational garden in a vacant lot. I have taken on a management role for this project which is called the Singer Hill Demonstration Garden. We are working closely with the Café and with Nick Bezzerides (a local arborist/landscaper) and the community. We have performed considerable clean-up and site-work to get the space ready for gardening.

The site is nearly ready for winter and we look forward to integrating this gardening space into the community. We are forming a partnership with the Clackamas County Juvenile Program to integrate the project into the community. The Singer Hill Demonstration Garden will be a micro-enterprise where we will grow and sell greens, herbs, and other produce for the Singer Hill Café and other nearby restaurants. The money generated by these sales will then be directed back into the garden so that we can continue to provide ongoing programming to the Juvenile Program and the community. This site will also host classes and hands-on opportunities for Master Gardeners and the community to get their hands dirty. Another major component of this project is to initiate a composting program to take pre-consumer food waste from the restaurant and turn it into 'black gold' through worm and other composting means. This fall, we will start this process and hope to create some well-tuned composting systems.

There will be ample opportunities for Master Gardeners to plug into this project. Please stay tuned for more details.

Of interest to MGs, the Singer Hill Café is concurrently installing vertical gardens on the exterior walls of the building. If you are in the neighborhood (7th St. and John Adams St. in Oregon City), I encourage you to check out these innovative gardens.

If you are interested in helping with the new project, please contact Weston weston.miller@oregonstate.edu Or 503-706-9193.

Happy gardening!

Weston



Vertical garden panels at Singer Hill café with hydroponic watering system.

OPPORTUNITIES FROM JORDIS
503-650-3118 or Jordis.Yost@oregonstate.edu



HOURS DUE

I am happy to remind MGs one more time to send in hours. It is exciting to get the hours totaled and to get your certificates and badges made. This process takes a bit of to orchestrate, so I really appreciate getting the reports from you right away. I know that you are doing great things out in the community...now let's get it gathered in one place and celebrate!

RECERTIFICATION

On November 7, we are having our first of two recertification trainings to prepare MGs for volunteer service in the 2010 season. The second will be on April 10. This will fulfill the 12 hours of recertification training required to stay certified for activities in 2010 for many MGs. Another way to recertify is to take four of the 3-hour sessions during winter training. The qualifying sessions will be marked with an asterisk (*) on the schedule when it gets published in an upcoming newsletter. You can also request a recertification test in the spring.

Returning veterans and newly certified trainees will volunteer for 25 hours per year and after the initial flurry of volunteering for 66 hours...this is a very comfortable pace, for sure.

2009 TRAINEES

We are planning to celebrate your completion of hours and introduce you as 'official' MGs while wearing your new permanent orange badges. Please plan on attending the recertification day on Saturday, November 7 at Clackamas Community College, Gregory Forum Building and we can celebrate together.

Come for the day starting at 8:30 am or come at noon to pick up your badges and stay to be congratulated by the general assembly of MGs.

So that I have time to order the badges, I need to have your volunteer hours log sheet into my office NO LATER than **October 8**. Remember that the required number that we need is 66 hours to qualify for a badge. Any hours reported after that will go toward the 2010 season.

VETERANS

I need your hours reported by October 8th in order to have certificates ready on November 7 at recertification training. I will have appreciation certificates ready to be picked up during lunch break.

I get very focused during this process and really need the paperwork from you to keep me on track! I know your faces and know that you are active, but getting that translated to paper during this busy time can be a challenge. Veterans are asked to volunteer 25 hours and need to turn in a volunteer hours log sheet in order to remain on the program's active roles.

It is especially important for MGs working within their chapter to report hours to me because it is the only way that I can track who is active. Having all the hours in one place makes it possible to create the required report to OSU in December. We are proud of our numbers!

THANKS

Many heartfelt thanks to the MGs that volunteered at the last minute for the Fall Home and Garden Show. Kim Bown, Phyllis Crain, Jan and Bill Hettick, Carol Qutub, Susan Johnson, Joellen Piluso, Elsie Deatherage, Dale Hawkins-Barnes, Bev Jacobs and Karen King...you all really saved the day... fantastic!



Fall 2009
OSU Master Gardener™
Recertification Training

- When:** Saturday, November 7th 8:30 am to 3:30 pm
(No pre-registration necessary)
- Where:** **Clackamas Community College**, Gregory Forum Bldg. (see map)
- Who:** All OSU Extension Master Gardeners™ in the Portland Metro Program
- Bring:** Your lunch and finger-foods for the 'goodies' table. Coffee and tea provided.

Agenda

Doors open at 7:30 am

8:00 am Registration and gathering

8:30 Welcome and Introductions

8:45 - 10:15 am "Propagating Herbs from Cuttings and Seeds" - Elizabeth Howley

Break

10:30 "Applied Common Sense: An introduction to Permaculture and Whole Systems Design" Andrew Millison, Permaculture teacher and Landscape Designer

Permaculture is not just a gardening method. It is a design protocol for creating sustainable communities. This talk will introduce the Permaculture design system through its principals and the patterns of nature it emulates. We will look at examples from the single family home to the planned community to the large farm, so each attendee can answer the question: "What is Permaculture?"

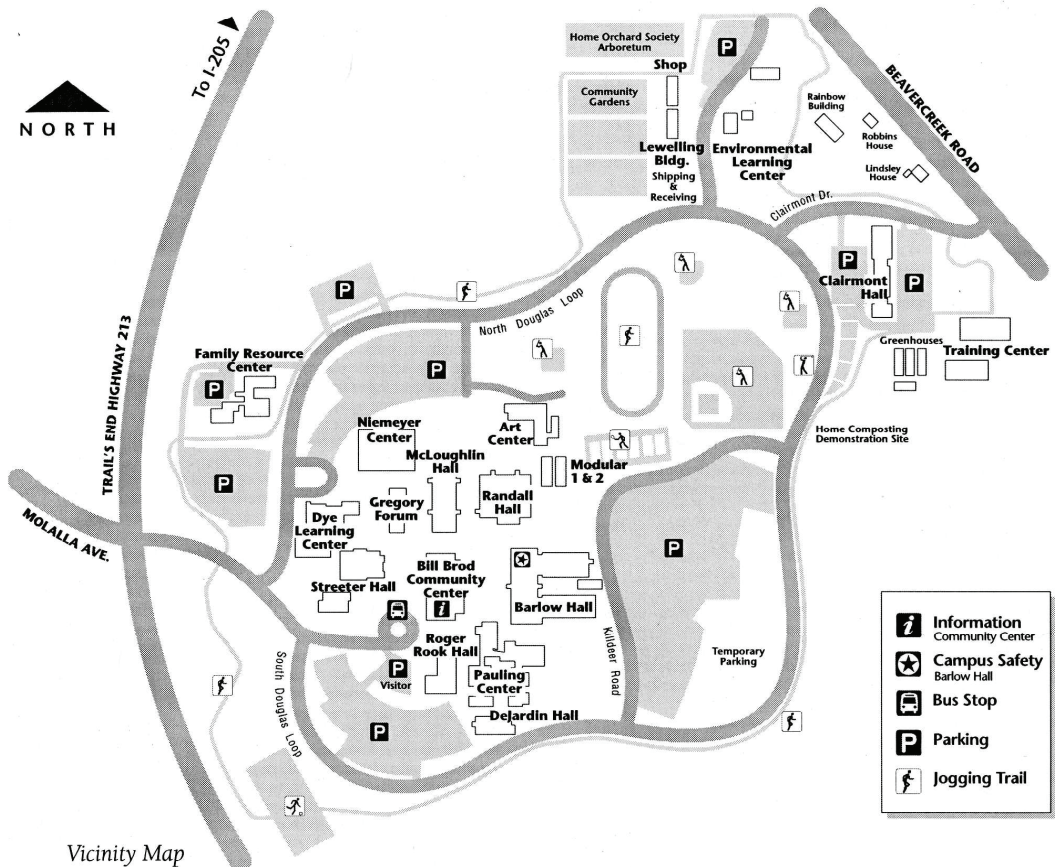
Noon - Lunch break - Time to catch up with other MGs, pick up 2009 trainee badges and veteran certificates, look at books (etc) for sale.

12:30 - Introduce 2009 Trainees

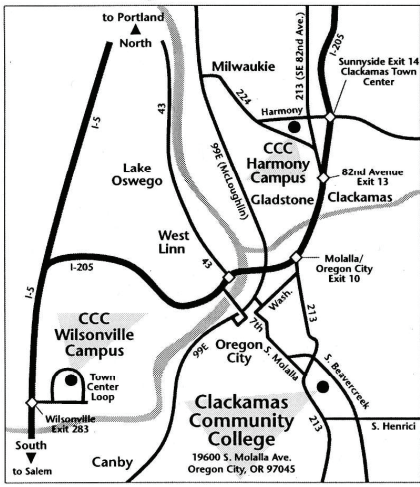
12:45 - 2:00 pm - "The World Inside Your Containers: Media, Fertilizer and Beyond"- Gail Gredler,

Break

2:15 - 3:30 pm "Two new garden pests, and a new Metro MG pilot program: Master Gardener Diagnostician" Jean R. Natter, OSU MG, Washington County. Jean will provide up-to-date details about these new pests now widespread in our region: azalea lace bug (*Stephanitis pyrioides*) and the spotted wing fruit fly (*Drosophila suzukii*). You'll also learn about an innovative new Metro MG program designed to advance, and support, the diagnostic process for MGs in the offices.



Vicinity Map



Clackamas Community College Campus Map

Clackamas Community College
19600 South Molalla Avenue
Oregon City, OR 97045-7998

CCC Harmony Campus
7616 S.E. Harmony Road
Milwaukie, OR 97222

CCC Wilsonville Campus
29353 Town Center Loop E
Wilsonville, OR 97070

To reach any college office, call 503-657-6958 and dial the extension you want. (Hearing-impaired TTY/TDD 503-650-6649)

Natter's Notes

A New Pest in Town – *Drosophila suzukii*

Jean R. Natter

A new, potentially serious economic agricultural pest of ripening fruits has arrived in Oregon, and may be in a backyard near you. It's *Drosophila suzukii*, very small flies with the common name of spotted wing Drosophila (SWD).

A Pest Alert from OSU states that recent infestations have been confirmed in blueberries in Benton County, and unconfirmed suspects were collected east of Corvallis from wild blackberries, red raspberries and late hanging Marion blackberries.

Local suspects

Now, thanks to a client of the Washington County MG office, we have additional suspects from two plum trees here in the Metro region.

The client brought us multiple small, dark red plums from an old tree which was on her property when she first moved there some years ago. The only damage on most was small holes, mere pin pricks. (See Fig 1)



Figure 1: Plum with suspect pin prick holes

Some fruits had begun to spoil due to a secondary rot which developed only after the original piercing damage. On one fruit, a maggot scurried over the surface. (See Fig. 2)

Oregon Department of Agriculture (ODA), the state agency monitoring the presence of this newly discovered pest, now has those plums. Their staff will rear out the larvae to determine if they are SWD.

(As a side note, I wonder what a caller to a local garden Q&A radio show had when she asked about the "small white worms in her red raspberries" for the first time ever. I don't remember the suggested management, but I do recall that the pest she might have wasn't named. I certainly hope they're not SWD.)



Figure 2: Possible SWD larva on plum

SWD damage and potential impact

SWD are very small flies native to SE Asia. They've been in Hawaii since 1986 and, in more recent years, have been identified in California, Florida, Oregon, and Washington.

Their potential for damage is immense because they're known to attack a wide variety of intact fruits. Among the victims are strawberries, *Rubus*, raspberries, persimmon, peaches, plums, cherries, and apples.

The SWD life cycle varies according to where they live. Japan reports 13 generations per season, California expects 3 to 10, and it's thought that Oregon will see 2 to 3 per year.

According to the Pest Alert, SWD are most active at 68F but longevity, egg-laying and activity decline above 86F. Because they can be active from April to November, "most of Oregon's berry crops are at risk during the growing season."

Infested fruit has "small scars and indented soft spots on the fruit surface left by the female's ovipositor ("stinger)." Each female can "lay 1-3 eggs per fruit, 7-16 eggs per day, and greater [sic] than 300 eggs in their lifetime" of 3 to 9 weeks. The larva feeds in the fruit, then pupates either "inside or outside the fruit."

How to recognize SWD

SWD is very similar to those more common fruit flies you may have seen flitting around a fruit bowl on your table – *Drosophila melanogaster* – with several exceptions.

First, the SWD adults and maggots are slightly smaller than the more common nuisance fruit flies.

And second, the male SWD's two wings have a sizeable black spot near the tips whereas the wings of the nuisance *Drosophila* that feast on spoiled windfalls are clear. Even though SWD are small, those dark marks make them relatively easy to spot outdoors.

Chain of events for new pests

When a new arthropod pest arrives in a region, it's common that the amount of damage slowly builds for a number of years until it's severe enough to be noticed by a concerned commercial grower or gardener. Only then are the insects collected and identified.

When gardeners and growers are lucky, the local beneficial insects and other forces will gradually limit the population over a matter of years. Damage can eventually decline to a low roar.

In other instances, the pest and its damage persists at a high level and may become an important economic concern.

For *Drosophila suzukii*, only time will tell.

Even if they die during our winters, the Pest Alert says there's "great potential for continual re-introductions" from infested areas south of here.

Bottom line for the spotted wing *Drosophila*

Until further notice, the words to heed are watchful waiting.

If you suspect that you or a client has SWD, verify your suspicions with the designated MG in your county who will determine whether or not to send the samples to ODA. They are Jean Natter in Washington County; Margaret Bayne and Claudia Groth in Multnomah County, and Jane Collier and Pat Smith in Clackamas County. Contact information is in each office.

Resources

For official images and further information see the printout of the Pest Alert in your MG office. Or go to ODA – <http://www.oregon.gov/ODA/PLANT/IPPM/index.shtml> – for the full Pest Alert and a succinct abbreviated version.

Mason Bee Wash

Sponsored by Clackamas County MGs
 Rid the bees of mites and
 Get them ready for the next season!
 Open to all Master Gardeners
October 16th 9am–12pm
**North Willamette Research
 & Extension Center**
 15210 NE Miley Road, Aurora
 Class size limited to 30
 Contact Jane Collier to register
 503-266-1191 or carushill@web-ster.com

Quick & Dirty ID: Differentiating between two fruit flies

Technical name	<i>Drosophila melanogaster</i>	<i>Drosophila suzukii</i>
Arthropod Class & Order	Insecta; Diptera	Insecta; Diptera
Common name	Fruit fly; vinegar fly	Spotted wing <i>Drosophila</i> (SWD)
Adult size	1/8" (3-4 mm)	2-3 mm
Adult description	Tan to brownish yellow; dark bands across abdomen	Yellowish brown; dark bands across abdomen
Adult wings	Clear wings lack obvious marks	Males have one dark spot on each wing; female wings are clear
Larva (maggot) size	1/4 to 3/8" (7-8 mm) long	2-3 mm
Larva (maggot) description	Color is near white; no eyes, no legs; head end pointed w/ 2 dark hooks	Color is near white; no eyes, no legs; head end pointed w/ 2 dark hooks
Damage	Goes to many kinds of damaged, rotting, or over-ripe fruit	Damages many kinds of intact ripening fruits, including tree fruits, cane berries & blueberries
Management	Discard rotting fruit; refrigerate ripe fruit; outdoors, discard windfalls	To be determined.
Importance	Common household nuisance	Economically important pest of fruit

Oregon State University Extension Service

Harvest Festival

Free parking and admission

Saturday, October 10, 2009

Washington County Fair Complex- Floral Building,
Cornell Road, Hillsboro

9:00 am **Urban Poultry**

James Hermes, OSU Poultry Specialist

10:00 am **Food Preservation Update**

Jeanne Brandt, Washington County Extension

11:00 am **Edible Landscaping**

Weston Miller, Extension Metro Horticulture

12:00 pm **Vegetable Gardening IPM**

Weston Miller, Extension Metro Horticulture


1:00 pm **Pacific Northwest Gardening**

Rebeca Siplak, Oregon Food Bank Learning Gardens

9 am - 3 pm **OSU Master Gardeners Demo Garden**

Guided tours and answers to your gardening questions

Be sure to visit the
4-H Youth Harvest Festival
and
Home Orchard Society
All About Fruit Show
at the same time



Oregon State University Extension Service offers educational programs, activities, and materials without discrimination based on race, color, religion, sex, sexual orientation, national origin, age, marital status, disability, or disabled veteran or Vietnam-era veteran status. Oregon State University Extension Service is an Equal Opportunity Employer.

Internet Essentials for Master Gardeners

Join us as we learn about using computers in the MG offices.
We'll explore the internet to locate research-based information.

Date	Site	9 to noon	1 to 4 PM
October 3	Clackamas Community College*	Intermediate (SESSION FULL)	The Next Step
November 14	PCC, SE Center **	Intermediate (same as Oct 3 AM)	The Next Step (same as Oct 3 PM)

*Clackamas Community College: 19600 Molalla Avenue, Oregon City 97045

**PCC, SE Center: 2305 SE 82nd and Division, Portland, OR 97216

All sessions are hands-on

Intermediate will explore most of the links on the OSU Garden Encyclopedia site

The Next Step will cover search techniques, plus additional useful websites.

***** You'll have your own computer *****



Classes are nearly full. Pre-register now!



***** Free for active Metro MGs, but donations are welcome *****

Pre-register with Jean Natter; jrnatter@aol.com or 503-645-7073

Please provide the following:

1. Your name, plus phone number
2. Date(s) & time of session(s) you will attend
3. What is your computer, a PC or Mac?
4. Put "Class" in the subject line

HORTICULTURAL CALENDAR IN THE METRO AREA

Oct 1	Washington County Chapter – Mandy Tu – Oregon Invasive Species
Oct 3	MG Computer Class see page 10
Oct 10	Clackamas Chapter Soil pH Testing-Milwaukie Center
Oct 10	Harvest Festival-Washington County Fairplex
Oct 12	Clackamas Chapter—Composting and vermiculture—Elizabeth Howley and plant/seed swap
Oct 13	Multnomah County Chapter—Impact of Invasive Plants—Vern Holm
Oct 16	Clackamas Chapter Bee Washing at NWREC
Oct 17	Villa Garden Club Fall Plant Sale, 10AM to 3 PM, Tabor Heights Church, 6160 S. E. Stark. Unusual perennials.
Nov 5	Washington County Chapter—Horticultural Therapy—Lynn Wagner
Nov 7	MG Recertification Training
Nov 9	Clackamas Chapter-Sustainability-What it is and how relates to gardening
Nov 10	Multnomah County Chapter—Plants That Deserve More Attention in Portland Area Gardens—Sean Hogan
Nov 14	MG Computer Class see page 10
Dec 14	Clackamas County Chapter annual book sale

QUIZ CORNER

Q: What are these seedlings? (Largest is 0.75" diameter)
(Picture taken 09-12-09)



THE PRIZE? First three correct answers received *between* Oct. 5 and 15 will be listed in the next newsletter! Respond to Jean R. Natter (jrnatter@aol.com) and please put "Quiz" in subject line; or call 503-645-7073.)

ANSWER FOR SEPTEMBER QUIZ: Crane fly (adult)
Bonus Q: Crane fly larva (also called leatherjacket)
For research-based information, see *Crane Fly Pests of the West* at <http://whatcom.wsu.edu/CraneFly/Index.htm>, also the *PNW Insect Management Handbook* in the office, or online at <http://uspest.org/pnw/insects?27HLAN39.dat>

Congratulations to the winners!

1. Diane Clevon (Washington; 2006)
2. Claudette Caron (Washington; 2009)
3. Pam Garten (Clackamas 2006)

(Nine other MGs responded, but prior to submission date – sigh.)

Diagnostic Dilemma: Leatherjackets versus Grubs

Jean R. Natter



Similarities & differences: L: a leatherjacket; R: a grub (Genus & species of images unknown.)

Management

Management of European crane fly is directed against the larvae. Clients can often avoid chemicals if they maintain a healthy lawn and decrease irrigation during the egg-laying period of late August and September. (See pictorial life cycle at <http://whatcom.wsu.edu/cranefly/CFcalendar.htm>.)

References

2009 PNW Insect Management Handbook: Crane fly, p. 592; *Aphodius* grubs, p. 593

Garden Insects (W. Cranshaw) *Tipula paludosa*, p. 518; *Aphodius* grubs, p. 526

IPM for European Crane Fly <http://www.co.thurston.wa.us/health/ehipm/pdf/Crane%20fly.pdf>

Quick & Dirty ID: Leatherjackets versus Grubs

	Leatherjackets <i>Tipula paludosa</i>	Grubs <i>Aphodius</i> spp.
Arthropod Class & Order	Insecta; Diptera	Insecta; Coleoptera
Conditions	Lawns and/or garden beds; moist to excessively wet soil.	Mostly in golf courses; seldom a problem in the home lawns.
Size of the critter	To about an inch long	(Adults 2.2mm by 4.9mm)
Color	Dingy gray to brown	Creamy white w/ grayish butt
Head capsule	None	Yes; tan to light brown
Legs	None	3 pair small legs adjacent to head
Position at rest	Straight or slight curve	C-shape
Damage to lawns	Can cause dieback in spring. Lawn is easily peeled off soil.	Damage may occur spring through fall. Lawn is easily peeled off soil.

Note—the first in this series is on October 1 not October 2 as stated in the flyer.



OktoberPest

**Pest Management Workshops
for Greenhouse and Nursery Growers
Every Thursday in October**



Azalea lace bug, Photo: Rosetta

Oct. 2 Mite Fight: Integrated Pest Management for Mites

Robin Rosetta, Department of Horticulture, OSU/NWREC. This session will be a two-part lecture that will focus on integrated pest management of mites. Mite identification, life cycle, damage, monitoring, and management will be discussed. Management recommendations will follow an integrated approach and cover relevant cultural, biological, and chemical control options. Hands-on demonstrations with biological control agents will be included.

9:00 a.m. - 12:00 p.m.

Oct. 8 The Greener Green: Sustainability in Nursery Systems

Jim Owen and Robin Rosetta, Department of Horticulture, OSU/NWREC, session arrangers. Session under construction. – We will list more on the topic as soon as arranged.

9:00 a.m. - 12:00 p.m.

Oct. 15 Not in My Back Yard: Invasive species in Ornamental Systems

Robin Rosetta, Department of Horticulture, OSU/ NWREC. This workshop will focus present and potential invasive species of concern in ornamental systems such as landscapes and nurseries. Thousand cankers disease of black walnuts, azalea lace bug, and other new pests? Learn about exotic pest threats and how their establishment might be slowed or prevented.

9:00 a.m. - 12:00 p.m.

Oct. 22 Tools of the Trade: Tools of Use for Monitoring Plant Health and Pests

Robin Rosetta, Jim Owen, and Heather Stoven, Department of Horticulture; and Luisa Santamaria, Department of Botany/Plant Pathology, OSU/NWREC - This workshop will focus a variety of tools to check plant health and monitor and identify pests. Hands-on demonstrations of tools will be included. Attendees will learn how to check for soluble salts, and pH. Participants will be shown how to use a Phytophthora test kit, various traps and monitoring tools; and use of hand lens, and microscopes of various kinds.

9:00 a.m. - 12:00 p.m.

Oct. 29 Plant Maladies: Introduction to Plant Pathology (IN SPANISH)

Luisa Santamaria, Department of Botany/Plant Pathology, OSU/NWREC. Participants will have an introduction to plant pathology including organisms and other factors that cause disease in plants. Attendees will be shown how to use a microscope and other basic tools to see disease organisms. The workshop targets Spanish speaking employees and will be conducted in Spanish.

9:00 a.m. - 12:00 p.m.

All Workshops are \$45.00 and will be held at the North Willamette Research and Extension Center, 15210 NE. Miley Rd., Aurora, OR. For further information about these classes, contact Jan Egli at (503) 678-1264 x 110 or e-mail at jan.egli@oregonstate.edu. We have applied for Pesticide Recertification Credits for all workshops except Oct. 8, Sustainability Workshop.



MULTNOMAH CHAPTER GRAPEVINE

Oregon Master Gardener Association in cooperation with
OSU Extension Service Master Gardener Program

13 October 2009 Chapter Meeting

Mt. Tabor Presbyterian Church 5441 SE Belmont

6:45pm Gather - 6:50 pm – Announcements
7:00 pm - Topic: Impact of Invasive Plants
Speaker: Vern Holm, NW Weed Management Partnership

What effect do invasive plants have on us? What are the potential invasive species in our area? Vern Holm will share the impact invasive plants have on the community and native species and how we, as gardeners and citizens, can play a role in halting these silent invaders.

Vern Holm is coordinator for the NW Weed Management Partnership, an informal, multi-agency network of individuals and organizations concerned with rural and urban invasive weed issues in Northwestern Oregon and Southwestern Washington. He sees grassroots outreach and education as a key tool in effecting change in the way that people create and maintain their home landscapes.

Vern and his wife are avid gardeners and, wherever possible, they incorporate native plants into their landscape. Their efforts in transforming a weed-ridden wasteland into bird- and insect-friendly habitat earned them Yamhill County's "Garden of the Month" designation in May of 2008.

den photos to be considered for an upcoming fundraiser. We are planning on printing a set of high quality color note cards of lovely garden images. So snap away at all the captivating combinations and vibrant vignettes your garden has to offer. Please submit all photos to Marilyn Kongsli: mkongsli@gmail.com (503)289-8889

***COMMUNITY DEMONSTRATION GARDEN –

I am amazed at the reports of produce grown, picked and distributed. Thank-you to everyone who participated and thank-you Heidi Nichols for the work and updates so that we can all feel a part of the work.

***We are very much in need of **historical information on the Multnomah Chapter's 2008** year, in addition to 2009. Could you please bring to our meeting photos, clippings, etc. of any Multnomah Chapter event or related activity you, as a Master Gardener, were involved in, during 2008. Contact Velda Altig for more information.

*****Phones in Multnomah County!** –The office is in Montgomery Park @ NW 27th and Vaughn. Gloria Bennett (503) 775-4005 dcleopatra@comcast.net is managing the calendar. The phone hours are 10am-2pm Monday to Friday. 2 or 4 hour shifts.

*****Next Board Meeting – Tuesday 6 October 2009 -**
6:30 pm at Jean Edmison's – 7606 S.E. Ellis

*****Coming up...10, November 2009, Chapter Meeting, 7pm** Topic: Plants That Deserve More Attention in Portland Area Gardens

Speaker: Sean Hogan, co-founder, Cistus Nursery

Sean will discuss plants that may have been ignored in local garden designs but deserve a second look and, perhaps, a place in the local horticulture palette.

*****Fundraiser:** As you enjoy the wonder of your garden this summer and into autumn take the time to capture the images. Please submit your favorite gar-

2009 Officers

President – Jean Edmison - 503-771-2486
Vice President – Sharon Baker - 503-284-5189
Secretary – Jo Ann Bones – 503-253-3168
Treasurer – Robin Case – 503-762-3964
Past President – Patrick Adams – 503-287-9071
OMGA Sr. Rep. – Joyce Hemmerling - 503-331-0824
OMGA Rep. – Marilyn Kongsli – 503-289-8889
Historians – Velda Altig, Claudia Groth and Jim Colahan
Grapevine – Lorna Schilling – 503-334-5162



Washington County Chapter Chat

Oregon Master Gardener Association in cooperation with
OSU Extension Service Master Gardener Program
Chapter Website: www.wcmga.info

UPCOMING PROGRAMS –

MARK YOUR CALENDAR

SOCIAL GATHERING at 6:30 pm

Oct. 1st, 2009 “*Oregon Invasive Species*”
Mandy Tu, The Nature Conservancy

Nov. 5th, 2009 “*Horticultural Therapy*”
Lynn Wagner

Presentations are from 7:15 - 8:15 p.m. at the
CAPITAL Center, 18640 NW Walker Rd (185th & Walker
Rd) Rm 1411. The public is welcome.

HELP WANTED

The Nominating Committee has the following chairperson positions available:

- Directory
- Beaverton Farmers Market
- Book Sale Committee
- Historian
- Webmaster

Propagation Workshop

View position descriptions at

www.wcmga.info

Contact Barbara Knopp 503-641-0429,
Donna Yount 503-746-6198 or Cindy Muir
503-245-3922 if you have questions.

AWARDS AND RECOGNITION

Anna Stubbs was nominated for State Master Gardener of the Year and won Washington County Master Gardener of the Year for 2009. Anna is sharing this award with Carol Ross. Margaret Bayne was nominated for State “Behind the Scenes” and won the Washington County “Behind the Scenes” award. Congratulations and thank you to Anna, Carol and Margaret.

At the picnic, special Certificates of Appreciation were presented to Barbara Watson and Ralph Stoffer for their many years of time and service.

“The Golden Trowel” award for July went to Verleen Fletcher for chairing the 2009 Garden Tour that turned out to be a huge success! Great job and we thank you Verleen.

President	Ken Keudell	503-292-6519
Vice President	Lynn Cox	503-629-9156
Recording Secretary	Jackie Keil	503-531-3884
Corresponding Secretary	Gini Lang	503-407-6422
Treasurer	Donna Yount	503-746-6198
OMGA Rep	David Rullman	503-292-1603
Alternate Rep	Jerry Knott	503-292-1939
Dir.#1 Business	Bill Klug	503-681-0143
Dir.#2 Program	Alan Strong	503-690-1882
Dir.#3 Publicity	Lynn Wagner	503-531-9239
Dir.#4 Fundraising	Anna Stubbs	503-643-9474
Dir.#5 Chapter Relations	Barbara Knopp	503-641-0429
Editor:	Gini Lang	503-407-6422

Submit Chapter Chat Announcements to Gini Lang, Chapter Chat Editor, by the 11th each month. Phone **503-407-6422** or e-mail **Gini Lang [lang2044@comcast.net]**.

Submit general chapter announcements to Cathy Mankus, e-mail coordinator, cathy@cathymankus.com
Chapter Website: www.wcmga.info



Clackamas County Chatter



October 2009 A chapter newsletter for the Oregon Master Gardener Association in cooperation with OSU Extension Service Master Gardener™ Program

October Chapter Meeting

Monday, October 12

Milwaukie Center 7:00 p.m.

5440 SE Kellogg Creek Drive, Milwaukie

Composting & Vermiculture – Wastes to Garden Gold

Elizabeth Howley will offer first-hand advice on the design and operation of a home composting system. In this talk, Elizabeth will take us on a visual tour of this delightful part of her garden, from design to finished product -- a system she values more than gold.

Did you know that, of the thousands of earthworms worldwide, only a few are special enough to work in a worm bin? Laura Eyer, worm expert, will tell us about the "Reds," which live and breed happily in the organic rich environment of a worm bin. Come learn what worms eat, how many you need, and if your worm bin will smell.

Also, election night for members of your 2010 Executive Board and presentation of next year's budget

November Preview

Monday, November 9

Sustainability – What Is It and How Does It Relate to Gardening

What is sustainability? What does sustainability look like globally and locally? Portland State University Assistant Professor Rosalyn McKeown will shed light on this complex topic.

Upcoming Events

Plant/Seed Swap

October 12 6:30

Pre-meeting

Please have all items clearly identified. No weeds! Set-up/Clean-up help needed.

Nikki Mantei

Bee Wash

October 16

9 a.m. – noon

North Willamette Research & Extension Center

Rid bees of mites.

Wash their houses and get them ready for use next season.

Pre-registration required. Space limited to 30.

Jane Collier 503-266-1191

Soil pH testing;

10-Minute University

October 10 10 a.m. – noon

Milwaukie Center

10:15 Planning and Preparing Your Vegetable Garden

10:45 Gardening with Compost

11:15 Edible Landscape Plants

Metro MG Re-certification Training

November 7 8:30 a.m. – 3:30 p.m.

Location to be announced

Annual Book Sale

December 14 6 p.m.

Master Gardener Meeting

Buy used books and magazines on all topics gardening. Start gathering your donations now!

Janet Weber 503-358-2821

Dues to Increase in 2009

It was proposed and voted on at the September meeting that the annual dues for Clackamas County Master Gardener membership would be raised from \$7 to \$12. The increased dues were proposed to offset increased OMGA dues (\$3 per year to \$5 per year per member, paid from individuals' chapter dues), and the increased expense of publishing the directory, now \$4 per member. This is reported to be the first increase in more than 13 years. After some expressed concern about members' ability to pay the additional fees and how membership might be impacted next year, the majority of those present passed the increase by verbal vote.



Green Glove Award for September goes to **Nikki Mantei**

For stepping up during Mini College. Thanks for managing auction items and single-handedly creating an award-winning chapter display!



And hats off to Herb Davis, Clackamas County Master Gardener of the Year Hip, hip, hooray!

Clackamas County Chapter Officers

President	Bill Bradley	503-624-8435		Advisory Board	John Hill	503-653-9524
Vice President	Rick Mishaga	503-557-4491			Dale Eggers	503-557-3152
Secretary	Cheryl Borden	503-723-4257			Martha Waldemar	503-698-2519
Treasurer	Mary Butler	503-632-1532		Newsletter	Holly Pederson	503-701-5816
Asst. Treasurer	Trudy O'Donnell	503-636-1697		Websites	http://extension.oregonstate.edu/mg/metro/	
OMGA Rep	Denise Dwan	503-632-3035			http://www.clackamascountymastergardeners.org/	
OMGA Alternate Rep	Nikki Mantei	503 577-4494				

GARDEN CALENDAR—OCTOBER

Oregon State University Extension Service encourages sustainable gardening practices. Preventative pest management is emphasized over reactive pest control. Identify and monitor problems before acting, and opt for the least toxic approach that will remedy the problem.

First consider cultural, and then physical controls. The conservation of biological control agents (predators, parasitoids) should be favored over the purchase and release of biological controls. Use chemical controls only when necessary, only after identifying a pest problem, and only after thoroughly reading the pesticide label. Least-toxic choices include insecticidal soaps, horticultural oils, botanical insecticides, organic and synthetic pesticides — when used judiciously.

Recommendations in this calendar are not necessarily applicable to all areas of Oregon. For more information, contact [your local OSU Extension Service office](#).

Planning

✦ If needed, improve soil drainage needs of lawns before rain begins.
Register to become an OSU Master Gardener volunteer with [your local Extension office](#). For more information, check [online](#).

Maintenance and Clean Up

- ✦ Drain or blow out your irrigation system, insulate valve mechanisms, in preparation of winter.
 - ✦ Recycle disease-free plant material and kitchen vegetable and fruit scraps into compost. Don't compost diseased plants unless you are using the "hot compost" method (120° to 150°F).
 - ✦ Use newspaper or cardboard covered by mulch to discourage winter and spring annual weeds or remove a lawn area for conversion to garden beds. For conversion, work in the paper and mulch as organic matter once the lawn grass has died.
 - ✦ Clean and paint greenhouses and cold frames for plant storage and winter growth.
 - ✦ Harvest sunflower heads; use seed for birdseed or roast for personal use.
 - ✦ Dig and store potatoes; keep in darkness, moderate humidity, temperature about 40°F. Discard unused potatoes if they sprout. Don't use as seed potatoes for next year.
 - ✦ Harvest and immediately dry filberts and walnuts; dry at 95° to 100°F.
 - ✦ Ripen green tomatoes indoors. Check often and discard rotting fruit.
 - ✦ Harvest and store apples; keep at about 40°F, moderate humidity.
 - ✦ Place mulch over roots of roses, azaleas, rhododendrons and berries for winter protection.
 - ✦ Trim or stake bushy herbaceous perennials to prevent wind damage.
 - ✦ To suppress future pest problems, clean up annual flower beds by removing diseased plant materials, overwintering areas for insect pests; mulch with manure or garden compost to feed the soil and suppress weeds.
 - ✦ Cover asparagus and rhubarb beds with a mulch of manure or compost.
 - ✦ Clean, sharpen and oil tools and equipment before storing for winter.
 - ✦ Store garden supplies and fertilizers in a safe, dry place out of reach of children.
Prune out dead fruiting canes in raspberries.
- Western Oregon:** Train and prune primocanes of raspberry
- ✦ **Western Oregon:** Harvest squash and pumpkins; keep in dry area at 55° to 60°F.
 - ✦ **Western Oregon:** If necessary (as indicated by soil test results) and if weather permits, spade organic material and lime into garden soil.

Central/eastern Oregon: Prune evergreens.

Planting/Propagation

- ✦ Dig and divide rhubarb. (Should be done about every 4 years.)
- ✦ Plant garlic for harvesting next summer.
- ✦ Propagate chrysanthemums, fuchsias, geraniums by stem cuttings.
- ✦ Save seeds from the vegetable and flower garden. Dry, date, label, and store in a cool and dry location.
- ✦ Plant ground covers and shrubs.
- ✦ Dig and store geraniums, tuberous begonias, dahlias, gladiolas.
Pot and store tulips and daffodils to force into early bloom, indoors, in December and January.

Pest Monitoring and Management

- ✦ Monitor landscape plants for problems. Don't treat unless a problem is identified.
- ✦ Remove and dispose of windfall apples that might be harboring apple maggot or codling moth larvae.
- ✦ Rake and destroy diseased leaves (apple, cherry, rose, etc.), or hot compost diseased leaves.

Spray apple and stone fruit trees at leaf fall to prevent various fungal and bacterial diseases. Obtain a copy of *Managing Diseases and Insects in Home Orchards* (EC 631) from your local Extension office.

- ✦ If moles and gophers are a problem, consider traps.

Western Oregon: Control fall-germinating lawn weeds while they are small. Hand weeding and weeding tools are particularly effective at this stage.

Houseplants and Indoor Gardening

- ✦ **Early October:** Reduce water, place in cool area (50-55⁰F) and increase time in shade or darkness (12-14 hours) to force Christmas cactus to bloom in late December.
- ✦ Place hanging pots of fuchsias where they won't freeze. Don't cut back until spring.

Western Oregon: Check/treat houseplants for disease and insects before bringing indoors.